

**COMPRESSOR**

Displacement (cm <sup>3</sup> )	25.93
Diameter (mm)	39.98
Stroke (mm)	20.65
Net Weight (Kg)	22.6
Oil type	ISO VG 46 ESTER
Oil charge (cm <sup>3</sup> )	887

**MOTOR**

Approximate Power (CV)	3/4
Voltage/Frequency (V/Hz)	220V 50Hz
Voltage range (V)	187-264
Code	82,105
Type	CSR
Phase number	1 PH
Locked rotor current (A)	30.0
Main W. resist. at 25°C (Ω)	2.04
Start W. resist. at 25°C (Ω)	6.32

**APPLICATION**

Application	Low back pressure
Refrigerant	R404A
Evaporating (°C)	-40 to -10
Expansion	Capillar/Valve
Comp. cooling	Fan cooled
Max. ambient temp. (°C)	43

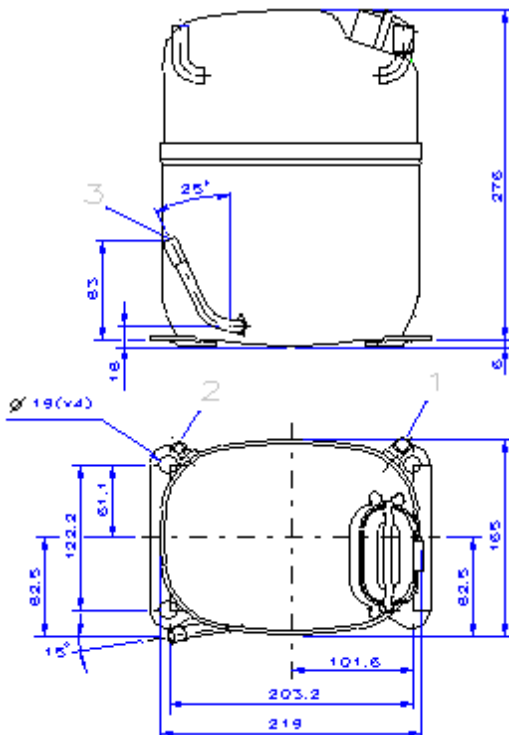
NOMINAL PERFORMANCE	CYCLE A	CYCLE B
Cooling capacity (W)	816	1221
Input power (W)	841	890
EER (kcal/Wh)	0.83	1.17
COP (W/W)	0.97	1.37
Current (A)	4.28	4.49

**TEST CONDITIONS**

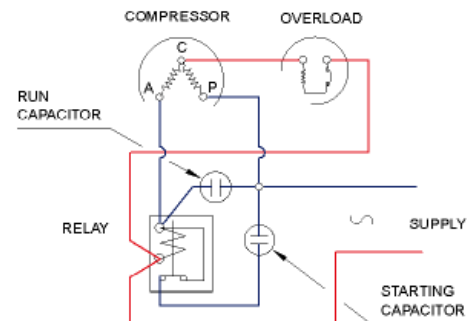
Evaporating temp. (°C)	-25.0	-23.3
Condensing temp. (°C)	55.0	55.0
Liq.t. entering expan. (°C)	55.0	32.0
Ambient t. and return (°C)	32.0	32.0
Tens/Freq (V/Hz)	220V 50Hz	220V 50Hz

**ELECTRICAL COMPONENTS**

Relay	3ARR3 10AA3	RVA 4M..
Pick-Up (A)	239-270	242-270
Drop-Out (A)	50-110	50-110
Protector	MRT20ALK	T0103
Current (A)	15.8	15.8
Time check (seg)	7.5-14	7.5-14
Disc temp. (Open/Close) (°C)	105.0 / 61.0	120.0 / 62.0
Starting capacitor (μF/V)/F/V)	88-108 / 330	
Run capacitor (μF/V)	16 / 400	

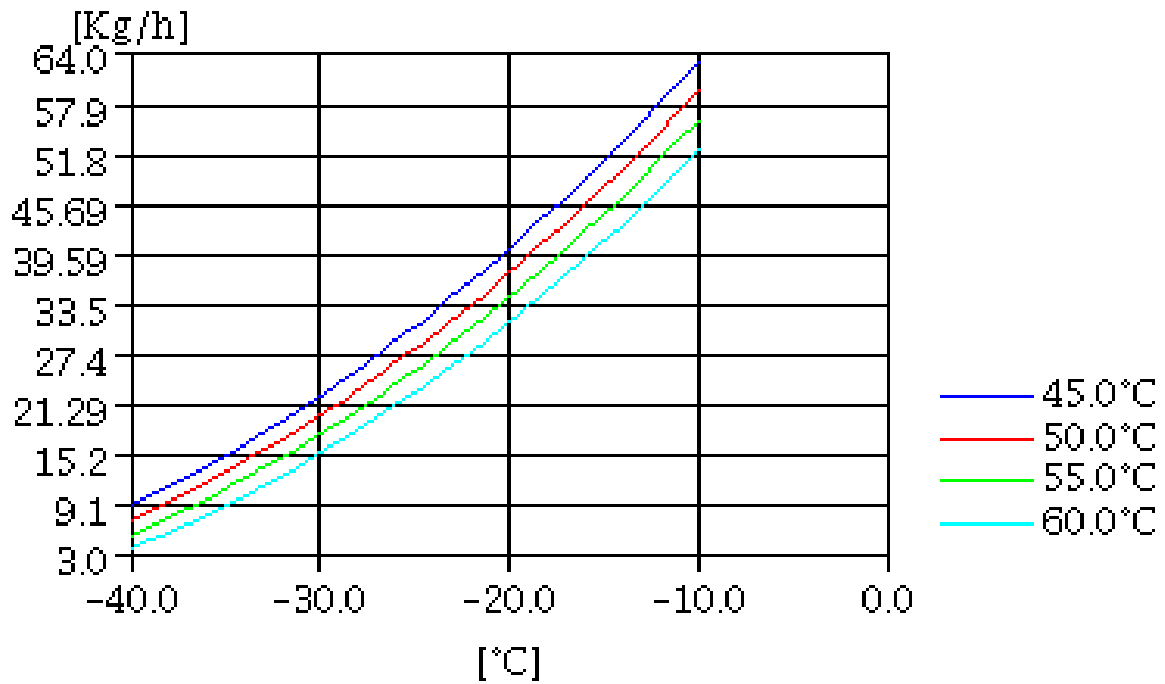
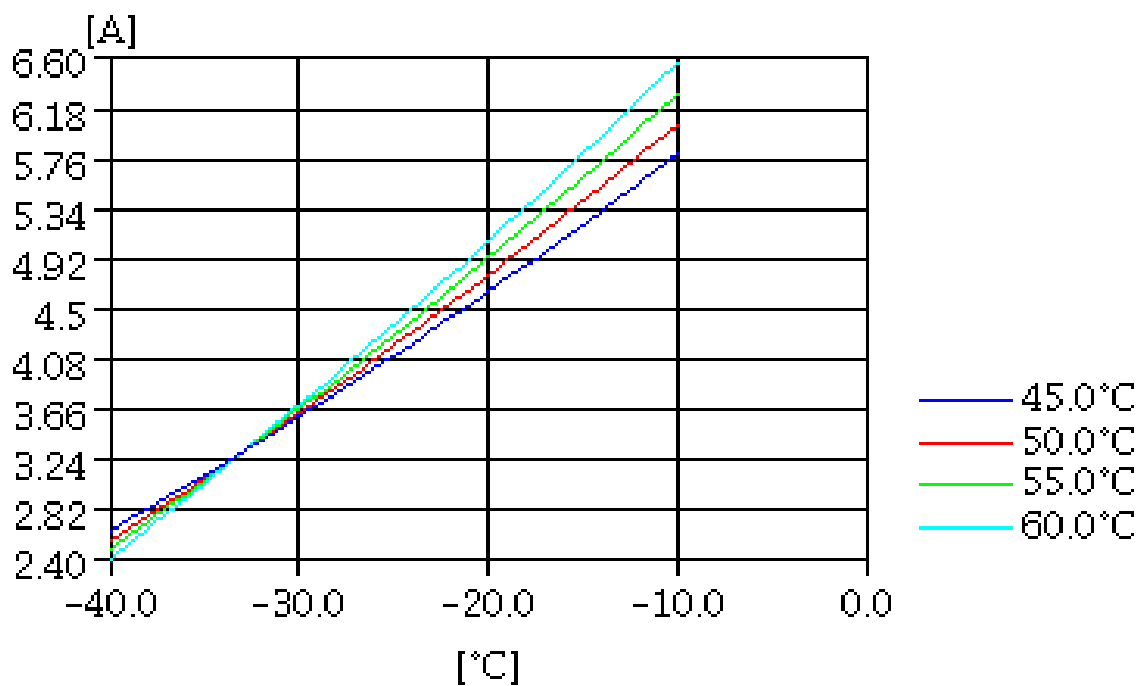
**DIMENSIONS AND ELECTRICAL DIAGRAM**


DESIGNATION	INTERNAL DIAM. (MM)
1 Suction	12,7
2 Service	9,6
3 Discharge	8,0

**CSR**


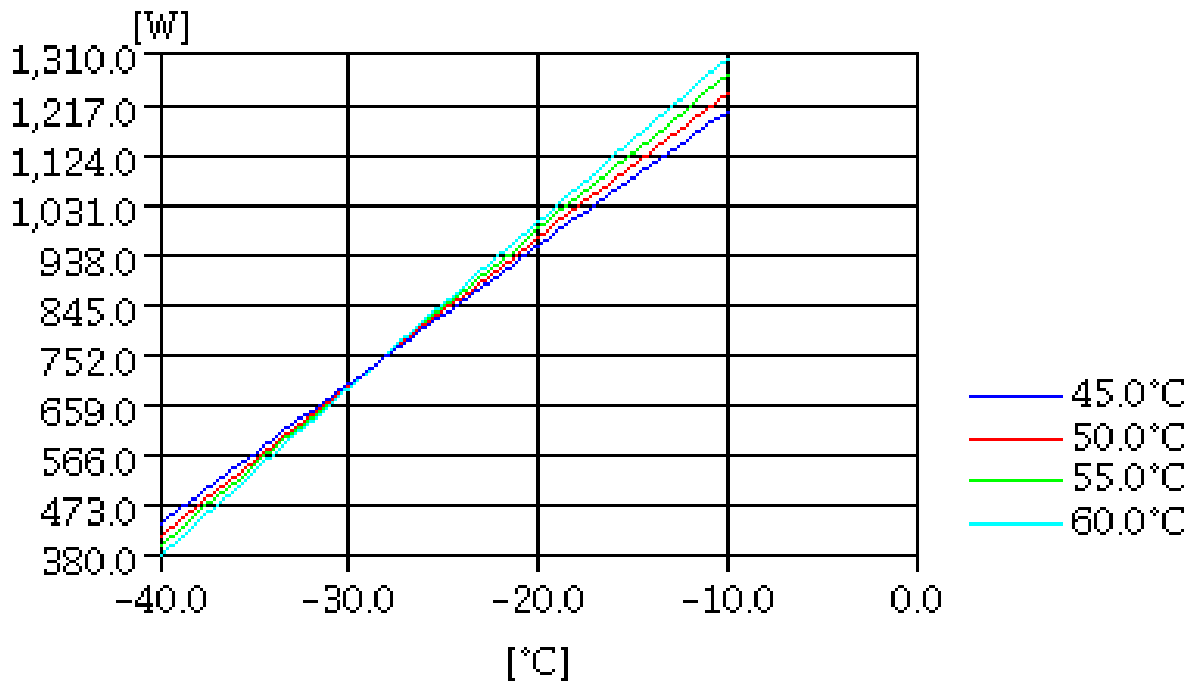
**TEST CONDITIONS**

Voltage/frequency	220V 50Hz
Ambient t. and return	32 °C
Liq.t. entering expan.	Subcooling at 32 °C

**MASS FLOW**

**CONSUMPTION**


**TEST CONDITIONS**

Voltage/frequency	220V 50Hz
Ambient t. and return	32 °C
Liq.t. entering expan.	Subcooling at 32 °C

**INPUT W**

**COOLING CAPACITY**
